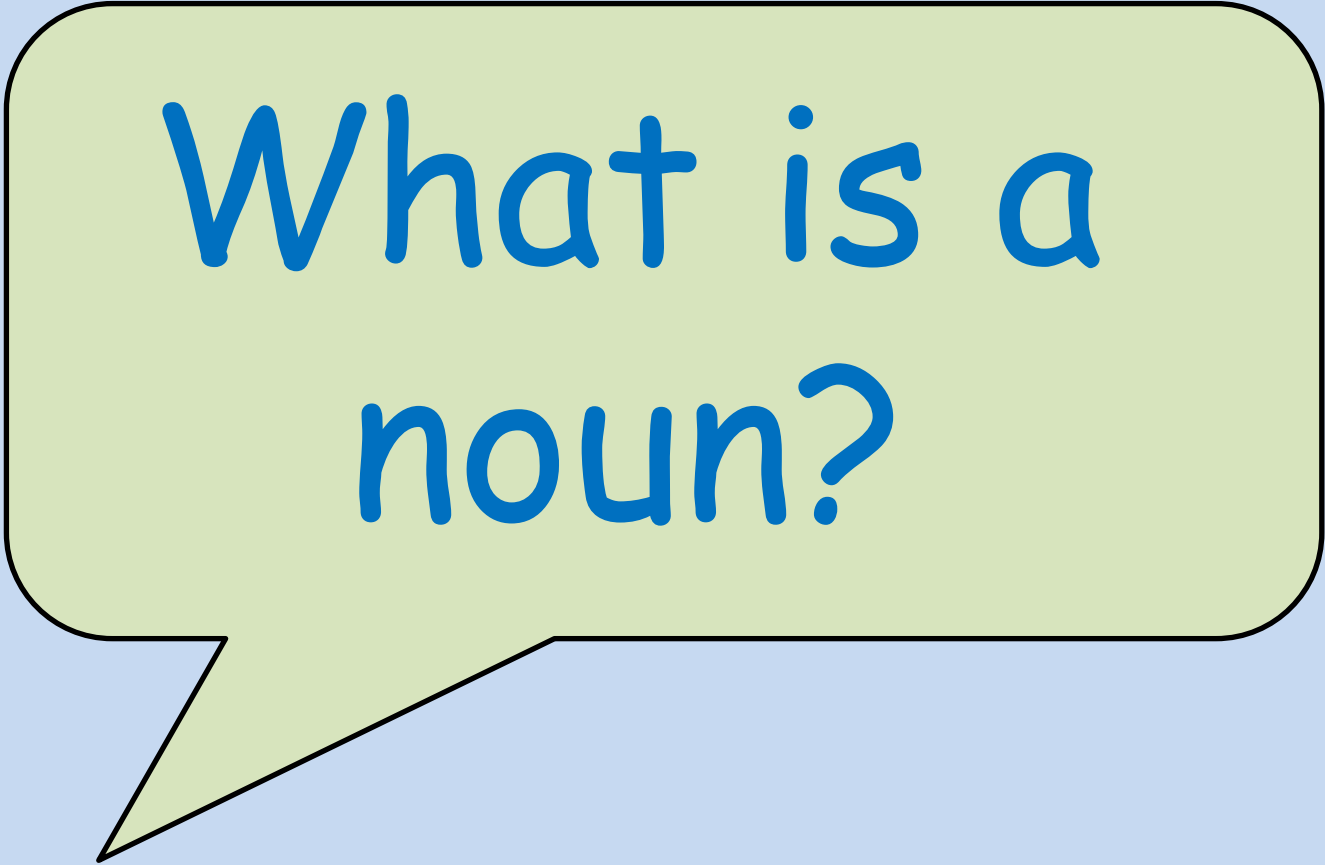


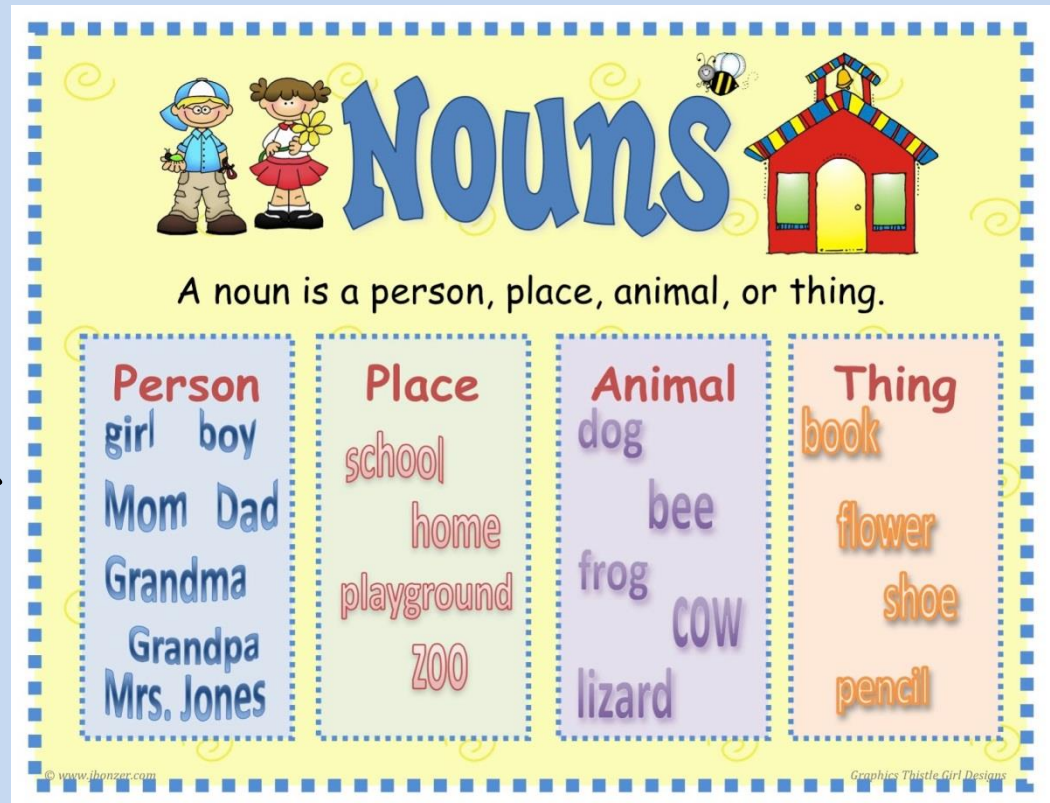
We are going to look at noun phrases today  
so we can move onto expanded noun phrases  
on Monday.



What is a  
noun?

A noun is a  
person, place or  
thing!

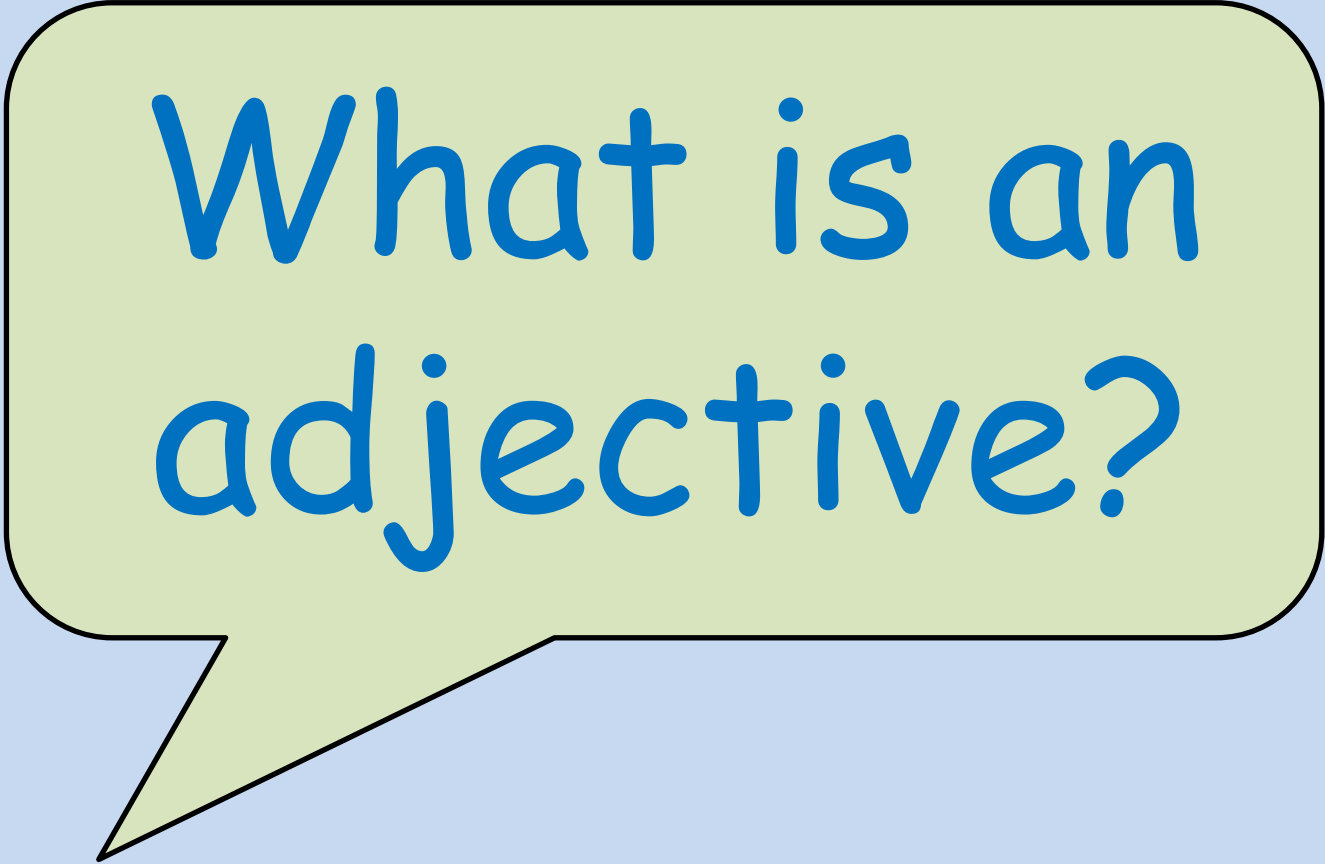
See how many  
nouns you can  
name in 60  
seconds.  
Go!



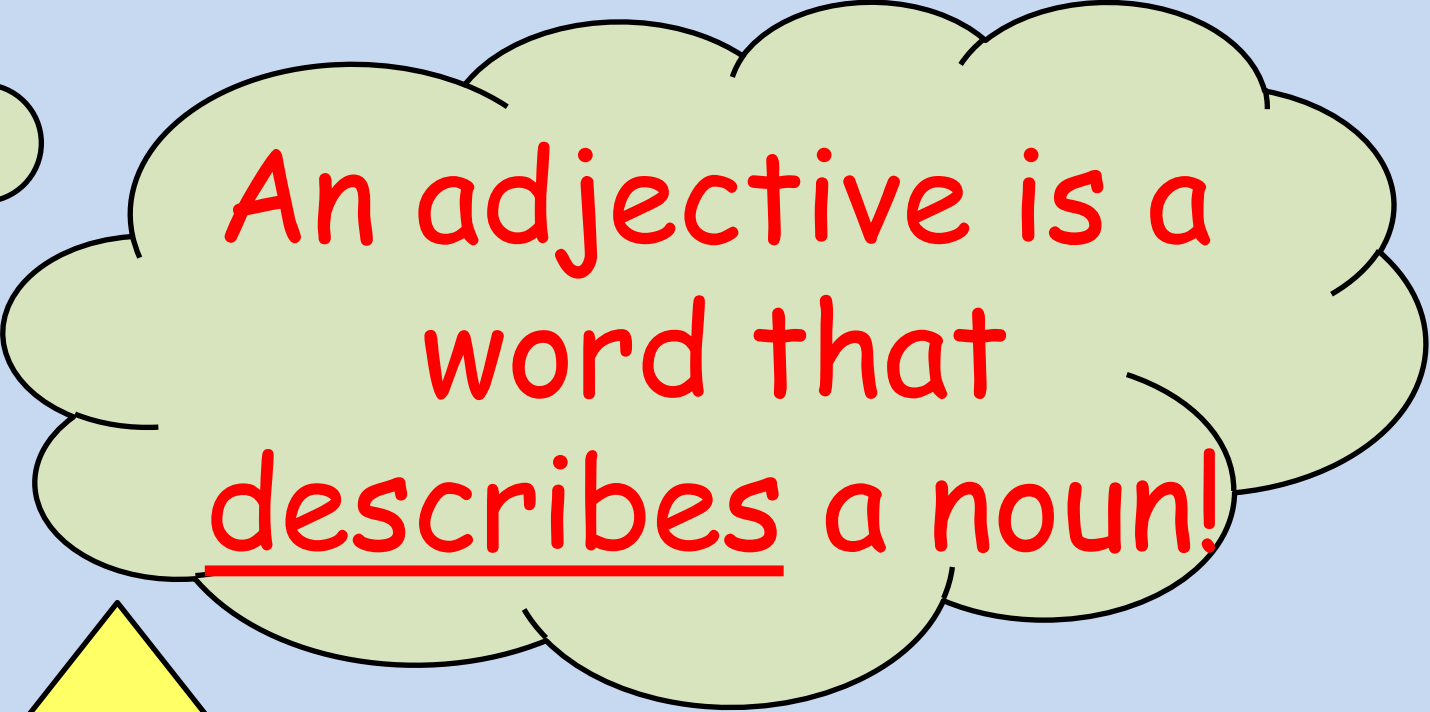
A colorful worksheet titled "Nouns" with a blue dashed border. At the top, there are illustrations of a boy and a girl, a bee, and a red house. The word "Nouns" is written in large blue letters. Below the title, a definition states: "A noun is a person, place, animal, or thing." The worksheet is divided into four columns, each with a category header and a list of nouns.

Person	Place	Animal	Thing
girl boy	school	dog	book
Mom Dad	home	bee	flower
Grandma	playground	frog	shoe
Grandpa	ZOO	COW	pencil
Mrs. Jones		lizard	

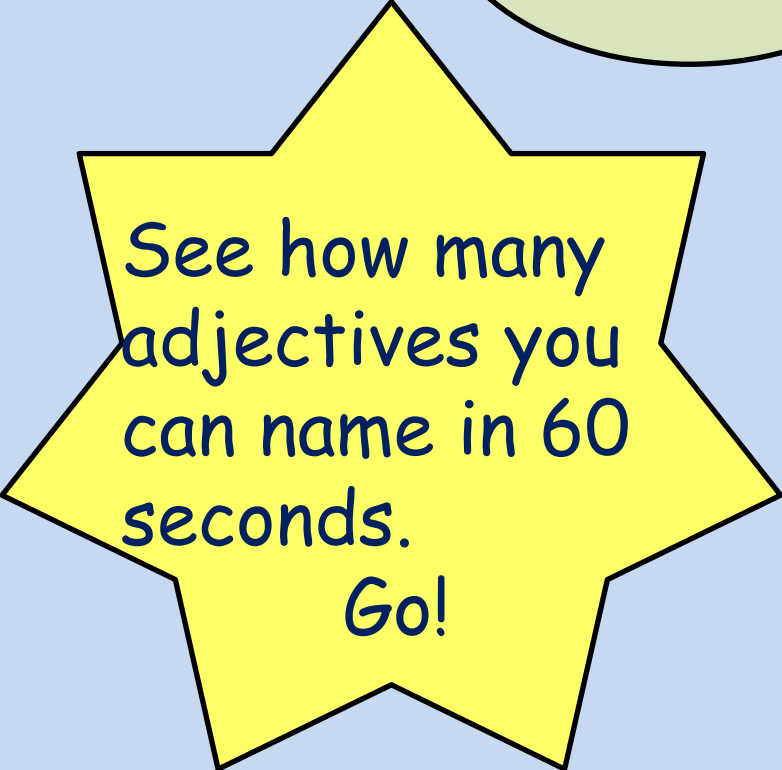
© www.thonzer.com  
Graphics Thistle Girl Designs



What is an  
adjective?



An adjective is a  
word that  
describes a noun!





See how many  
adjectives you  
can name in 60  
seconds.

Go!

A noun phrase is a group of words which gives us more information about the noun. We could do this by adding an adjective.

The green, shiny apple.


Green and shiny are adjectives describing the noun.



Apple is the noun.



Write at least 5  
noun phrases  
describing this  
picture that include  
a noun and an  
adjective.



Extension:

In your books write down the definition of each of these word classes ready for Monday's lesson.

Determiner:

Adjective:

Noun:

Preposition:

*If you have time at the end of this lesson spend some time practising your spellings using look, say, cover, write, check or ask someone else to test you on them.*

<b>LOOK</b> 	Look at the word. How many parts are there? What are the tricky bits? Can you find any spelling patterns?
<b>SAY</b> 	Say the word to yourself. Break the word into syllables. How many parts are there? What sounds can you hear?
<b>COVER</b> 	Cover up the word so you cannot see it. Picture the word in your mind.
<b>WRITE</b> 	Write down the word, remembering how it sounds and what it looks like.
<b>CHECK</b> 	Check to see if it is correct. Tick the letters you got correct. Write the word correctly if you made any mistakes.



This is the Year 3 and 4 spelling list. Children should be able to spell these by the end of Year 4. You could do your own spelling test with some of these or maybe create a game with them to help you learn them. Your weekly spellings may include some of these.

## Year 3 and 4 Statutory Spellings

accident	caught	eighth	heard	minute	possible	strange
accidentally	centre	enough	heart	natural	potatoes	strength
actual	century	exercise	height	naughty	pressure	suppose
actually	certain	experience	history	notice	probably	surprise
address	circle	experiment	imagine	occasion	promise	therefore
answer	complete	extreme	increase	occasionally	purpose	though
appear	consider	famous	important	often	quarter	although
arrive	continue	favourite	interest	opposite	question	thought
believe	decide	February	island	ordinary	recent	through
bicycle	describe	forward	knowledge	particular	regular	various
breath	different	forwards	learn	peculiar	reign	weight
breathe	difficult	fruit	length	perhaps	remember	woman
build	disappear	grammar	library	popular	sentence	women
busy	early	group	material	position	separate	
business	earth	guard	medicine	possess	special	
calendar	eight	guide	mention	possession	straight	

I will put a set of spellings up each week that you can learn at home. It will have the previous weeks spellings and the next weeks spellings (you only get 5 new ones each week, recapping the 5 from the previous week). Spend about 10 minutes at the beginning/end of every SPAG lesson to learn this weeks spelling using look, say, cover, write and check.

If you are able to, ask someone to test you on these spellings at home.

**Red words:**  
homophones  
(sound the same,  
spelt differently  
with different  
meanings).

**Blue words:**  
adding a prefix to  
root words.  
'RE' meaning  
'again' or 'back'.  
'BI' meaning 'two  
or twice'.

Last weeks spellings	This weeks spellings
waist	reapply
waste	reappear
road	rebuild
rode	bicycle
reapply	bisect
reappear	mosque
rebuild	technique
bicycle	unique
bisect	league
	plague

**Blue words:**  
adding a prefix to  
root words.  
'RE' meaning  
'again' or 'back'.  
'BI' meaning 'two  
or twice'.

**Green words:**  
words ending in  
the 'g' sound spelt  
'gue'. Words  
ending in the 'K'  
sound spelt 'que'.